

# O A R E

Online Access to Research in the Environment

## Training Module 3

### Searching for Scientific Articles Using: Environmental Sciences and Pollution Management (CSA)

November 6, 2007

#### Table of contents

- 1.0 About Environmental Sciences and Pollution Management
- 2.0 Opening Environmental Sciences and Pollution Management
- 3.0 Conduct a Quick Search
- 4.0 Enter key words
- 5.0 Results page
- 6.0 Record View page
- 7.0 Check access to full-text articles
- 8.0 Opening, saving and printing full-text articles

#### Training Module 3 objectives:

OARE provides access to major international search engines that scientific and professional communities use to search for articles on specific topics in thousands of prestigious scientific publications from around the world. Using these powerful search tools, you can search through most of the publications in OARE and find the articles that are most relevant to your research in only minutes. Even more, OARE provides new [Full Text? SFX](#) links in your list of search results that you can use not only to check if you have access to a full-text-article through OARE, but also to open the full-text article directly on the website of the publisher. Training Module 3 teaches you how to use **Environmental Sciences and Pollution Management** by CSA, a search tool that is focused on the environmental sciences broadly defined.

## 1.0 About Environmental Sciences and Pollution Management

**Environmental Sciences and Pollution Management** provides unparalleled and comprehensive coverage of the following disciplines: Biotechnology, Air quality, Aquatic pollution, Bacteriology, Energy resources, Environmental biotechnology, Environmental engineering, Hazardous waste, Industrial hygiene, Microbiology related to industrial & environmental issues, Pollution: land, air, water, noise, solid waste, radioactive, Risk assessment, Safety science, Toxicology & toxic emissions, Water pollution, Waste management. Users of Environmental Sciences and Pollution Management can search for scientific research in more than 1.8 million articles from thousands of scientific publications.

## 2.0 Open Environmental Sciences and Pollution Management



You can access and use Environmental Sciences and Pollution Management in OARE only if you have logged in to the OARE website with your OARE User ID and Password. Directions for how to register your institution in OARE and receive a User ID and Password are provided in Training Module 1.



### To log into OARE:

1. Go to [www.oaresciences.org](http://www.oaresciences.org)
2. Click on the link **LOGIN** at the top of any of the pages of the OARE website.
3. The OARE **Login** page will open.
4. Type your **User ID** and **Password** in the login boxes.
5. Click the **Login** button at the bottom of the page.
6. The **Full-text Journals, Databases and Other Resources** page of the OARE website will open.
7. You are now successfully logged in as an authenticated OARE user and may access all OARE resources through the links and drop-down menus available on the **Full-Text Journals, Databases and Other Resources** page of the OARE website.

If OARE does not accept your **User ID** or **Password**, please check that you are typing them correctly. If necessary, cut and paste them into the login boxes. Remember that the password is case sensitive. If you continue to have difficulties logging in, please send a message to [help@oaresciences.org](mailto:help@oaresciences.org) so we can help you resolve the problem.

**Remember!** When viewing journals, full-text articles, and search databases through OARE, you must continue to keep your OARE login open. You know that your login is open if you see the words **login.oaresciences.org** somewhere in the address line of your Internet browser. If you close your login, on purpose or by accident, please return to the OARE website and repeat the steps that are required to log into OARE.



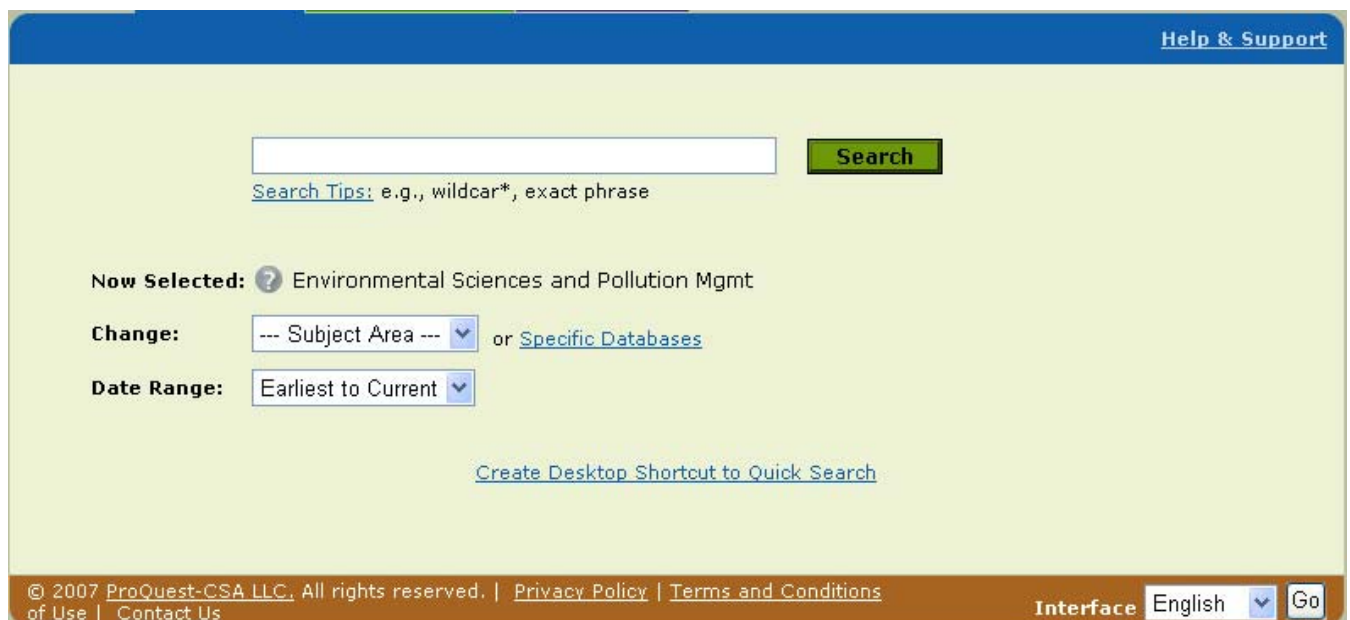
Once you have logged into OARE, please follow the directions below to open Environmental Sciences and Pollution Management

**To open Environmental Sciences and Pollution Management (CSA):**

1. Go to the **Full-text journals, databases and other resources** page.
2. Click on **SELECT DATABASE/INDEX** under **Databases and Article Searching**.
3. A drop-down menu with a list of all search engines that you may use in OARE will open.
4. Select the search engine **Environmental Sciences and Pollution Management (CSA)**.
5. The **Quick Search** page of **Environmental Sciences and Pollution Management** will open on the website of the provider of the search engine. From this page, you can conduct Quick Searches.

### 3.0 Conduct a Quick Search

When you first open Environmental Sciences and Pollution Management (and also every time you click on the **Quick Search** tab in the navigation bar) the **Quick Search** page will open. On the **Quick Search** page you can conduct both simple and more advanced searches by entering the key words for which you would like Environmental Sciences and Pollution Management to search and by specifying settings for a small number of common search parameters. Because of the flexibility and ease provided by this type of search, **Quick Search** is the default search page, and also the page that is most commonly used.

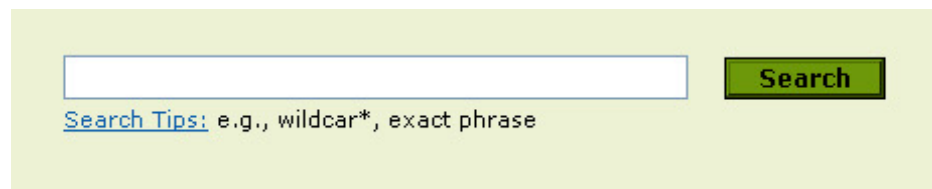


At a minimum, you must enter your key words in the text box at the top of the page. After you finish entering your key word(s) and selecting your preferred search parameters, click the **Search** button to perform your search.

### **To conduct a Quick Search:**

1. Go to the **Quick Search** page (this is also the default search page).
2. Enter your preferred Key word(s) in the box next to the **Search** button. Remember to use Boolean operators and quotation marks if you are entering more than one key word or phrase (see section 4.0 for more information about the rules for entering key words and phrases and use of Boolean operators).
3. If you would like to search only for research in the **Natural Sciences**, or **Social Sciences**, or **Technology**, please select the focus that you prefer from the drop down menu next to **Change:**. If you do not make a selection, Environmental Sciences and Pollution Management will automatically search for research in all three.
4. If you would like to specify the years in which you would like Environmental Sciences and Pollution Management to search for research, please select the time period from the drop down menu next to **Date Range:**. Your options are
5. Click on the **Search** button next to the box where you entered your key words.
6. The **Results** page will open. On this page is displayed the results of your search (see section 5.0 for more information about browsing and opening the articles listed on the **Results** page).
7. If you want to conduct a new search or modify your last search, simply click on **Edit Search** or **Quick Search** and you will return to the **Quick Search** page.

## **4.0 Enter Key words**



The image shows a search interface on a light green background. On the left is a white rectangular text input box. Below the box is a blue link labeled "Search Tips:" followed by the text "e.g., wildcar\*, exact phrase". To the right of the input box is a green rectangular button with the word "Search" written in white text.

Type one or more key words in the box where you enter your key words and Environmental Sciences and Pollution Management will look for scientific articles that have these words in them. Below are some important tips to help you select key words:

- If you enter more than one key word, Environmental Sciences and Pollution Management will automatically find only those articles that have the exact phrase you have entered. This is the same search that you would conduct if you were to type double quotation marks “\_\_” around all of the words that you have entered. You can override this rule, and specify that Environmental Sciences and Pollution Management find articles that have any one (or more) of the key words that you have entered, by typing the Boolean operator **OR** between each of your key words. Alternatively, you can specify that Environmental Sciences and Pollution Management select only those articles that include every one of your key words (but in any order and anywhere in the document) by typing the Boolean operator **AND** between each of your key words. See section 4.1 and 4.2 to learn more about how to use Boolean operators to tell Environmental Sciences and Pollution Management how to interpret your query.

- If you want to search for one or more exact phrases, you must type double quotation marks “ ” around each set of words that constitute a single phrase. See section 4.1 to learn more about using quotation marks to search for key phrases.
- Choose key words and phrases that are specific and closely related to the research you want to find. Avoid words that are general, such as articles (a, an, the), pronouns (he, she, it, they, etc.) prepositions (to, from, on, under, from, on, at, up, down, etc.), or any other commonly used word without significance to your research. All of these words are treated as “stop words”. See Section 4.6 for more information about stop words.
- If you enter a noun that is in the singular form, Environmental Sciences and Pollution Management automatically searches for the word in plural form. Using the singular form of the word will retrieve the singular, plural, and possessive forms. If you enter the plural form of the word, Environmental Sciences and Pollution Management will not automatically look for the singular form.
- Key words are not case-sensitive. It does not matter whether you use capital or lower case letters in your key words and phrases. Environmental Sciences and Pollution Management will always search for both capital and lower case letters.
- Include alternative words and abbreviations. If there are different versions of a key word, look for all of the different versions of the word. You can do this more effectively using the Boolean operator **OR** and wild cards. See sections 4.2 and 4.3 for instructions.
- You can search for accented letters either with or without the accent. Environmental Sciences and Pollution Management will find both. For example, Environmental Sciences and Pollution Management will find España and Espana regardless of whether you type **espana** or **españa**. Likewise, If you enter phrases with punctuation – hyphens, colons, semicolons, etc. – Environmental Sciences and Pollution Management will search for the phrase both with and without the punctuation.

## 4.1 Quotation marks

To search for an exact phrase, you must enter double quotation marks “ ” around the words that constitute the phrase. This creates a key phrase from a series of key words. See examples below.

	Key words	Interpretation of Query
(1)	“climate change”	Environmental Sciences and Pollution Management will find articles that include the exact phrase <b>climate change</b>
(2)	“environmental impact assessment”	Environmental Sciences and Pollution Management will find articles that include the exact phrase <b>environmental impact assessment</b>
(3)	climate change	Because you have not entered a Boolean operator between the two words, Environmental Sciences and Pollution Management will interpret

		the key words as if they had quotation marks “_” around them. Environmental Sciences and Pollution Management will find the same articles that it finds for #1 (“climate change”), above.
--	--	---

## 4.2 Boolean operators

If you have typed more than one key word or phrase in the key word box, it is very important that you type Boolean operators (**AND, OR, AND NOT**) between key words and key phrases so that Environmental Sciences and Pollution Management knows how you want to conduct your search. Using Boolean operators effectively can save you an enormous amount of time when looking for specific information in thousands of international publications. The three Boolean operators used by Environmental Sciences and Pollution Management, and their function, are presented below.

Please remember that if you enter more than one words without using a Boolean operator between the words, Environmental Sciences and Pollution Management will assume that you wanted to search for all of an exact phrase (it will interpret the query as if you had typed double quotation marks around the words).

Although we present Boolean operators in capital letters in this training module, you may also type Boolean operators in lower case letters (remember that Environmental Sciences and Pollution Management is not case sensitive).

<b>Boolean</b>	<b>Interpretation in a Query</b>
<b>AND</b>	Type <b>AND</b> between two words (or phrases) if you want Environmental Sciences and Pollution Management to find only articles that include both words (or phrases). Both words (or phrases) must appear in the article for it to be selected, and they may be far apart from each other.
<b>OR</b>	Type <b>OR</b> between two words (or phrases) if you want Environmental Sciences and Pollution Management to find articles that include either of the two words (or phrases). Articles that contain only one of the two words or phrases (as well as articles that contain both) will be selected.
<b>NOT</b>	Type <b>NOT</b> between two words (or phrases) if you want Environmental Sciences and Pollution Management to find articles that include the first word (or phrase) and that do not include the second word (or phrase).

Please remember that when a Boolean operator is included within an exact phrase inside double quotation marks, Environmental Sciences and Pollution Management will not recognize them as Boolean operators. See section 4.1 for more information about use of quotation marks.

Below are example search queries using Boolean operators.

	Key words	Interpretation of Query
(4)	climate <b>AND</b> change	Environmental Sciences and Pollution Management will find only those articles that include both the words <b>climate</b> and <b>change</b> . Environmental Sciences and Pollution Management will not find articles that have only one of the two words.
(5)	climate <b>OR</b> change	Environmental Sciences and Pollution Management will find articles that include either the word <b>climate</b> or the word <b>change</b> , or both words. Environmental Sciences and Pollution Management will find articles that have only one of the two words.
(6)	climate <b>NOT</b> change	Environmental Sciences and Pollution Management will find articles that include the word <b>climate</b> and that do not include the word <b>change</b> .

Here are examples of more advanced combinations of key words, quotation marks, and Boolean operators in search queries.

	Key words	Interpretation of Query
(7)	“climate change” <b>AND</b> desertification <b>AND</b> africa	Environmental Sciences and Pollution Management will find articles that include the exact phrase <b>climate change</b> and the word <b>desertification</b> and the word <b>africa</b> .  One might use this combination, for example, to search for scientific research about the relationship between climate change and desertification in Africa.
(8)	“linepithema humile” <b>OR</b> “pheidole megacephala” <b>OR</b> “solenopsis geminate”	Environmental Sciences and Pollution Management will find articles that include any one of the exact scientific names <b>linepithema humile</b> , <b>pheidole megacephala</b> , or <b>solenopsis geminate</b> .  You might use this combination if you are interested in finding research about any one (or more) of these common and highly invasive ant species. By using the Boolean operator <b>OR</b> between these words, we tell Environmental Sciences and Pollution Management that it only needs to find one of the three phrases in the article to include it in the Environmental Sciences and Pollution Management <b>Results</b> list, not all of them as would be the case if we had used the Boolean operator <b>AND</b> .

## 4.3 Boolean operators (Order of precedence rules)

If you conduct a search with many key words and phrases and using more than one type of Boolean operator, please remember that Environmental Sciences and Pollution Management processes Boolean operators using a strict order of precedence: **AND** always takes precedence before **OR**, which always takes precedence before **NOT**. After the precedence rules are applied, Environmental Sciences and Pollution Management reads the query from left to right.

Here are examples that help explain precedence rules. Parentheses (...) are used to indicate precedence.

	Key words	Interpretation of Query
(9)	mercury <b>OR</b> lead <b>OR</b> cadmium <b>AND</b> sewage	Environmental Sciences and Pollution Management will interpret this search as follows:  mercury <b>OR</b> lead <b>OR</b> (cadmium <b>AND</b> sewage)  Environmental Sciences and Pollution Management will select all articles that include the word <b>mercury</b> , <i>as well as</i> all articles that include the word <b>lead</b> , <i>as well as</i> all articles that include the two words <b>cadmium</b> and <b>sewage</b> . This is a search that you might conduct if, for example, you were looking for articles about any one of the three heavy metals (mercury, lead, and cadmium), but you were only interested in research on cadmium in sewage.
10)	earthquake <b>AND</b> honduras <b>OR</b> volcano <b>AND</b> guatemala	Environmental Sciences and Pollution Management will interpret this search as follows:  (earthquake <b>AND</b> honduras) <b>OR</b> (volcano <b>AND</b> guatemala)  Environmental Sciences and Pollution Management will select all articles that include both of the first two terms <i>as well as</i> all articles that include both of the last two terms. This is a search that you might conduct if, for example, you were looking for research either about <b>earthquakes</b> in <b>honduras</b> or about <b>volcanoes</b> in <b>guatemala</b> .

## 4.4 Using parentheses to specify order of precedence

If you prefer to select your own order of precedence, you can type parentheses ( ) around the Boolean operators that you want ENVIRONMENTAL SCIENCES AND POLLUTION MANAGEMENT to process first. All Boolean operators inside a given set of parentheses ( ) are processed before Boolean operators outside the parentheses.

Here are examples that help show how you can use parentheses to indicate your own order of precedence:

	Key words	Interpretation of Query
11)	(mercury <b>OR</b> lead <b>OR</b> cadmium) <b>AND</b> sewage	<p>Environmental Sciences and Pollution Management will find articles that include any one (or more) of the first three terms and the fourth term (i.e. it will find all articles that include the words <b>mercury</b> and <b>sewage</b>, <i>as well as</i> all articles that include the words <b>lead</b> and <b>sewage</b>, <i>as well as</i> all articles that include the words <b>cadmium</b> and <b>sewage</b>.</p> <p>This is a search that you might conduct if, for example, you were looking for research about any one of the three heavy metals (mercury, lead, and cadmium) in sewage.</p> <p>Notice how the order of precedence and resulting meaning of the query of example number (9) above have changed with the introduction of the parentheses.</p>
12)	(earthquake <b>OR</b> tsunami <b>OR</b> volcano) <b>AND</b> (honduras <b>OR</b> guatemala <b>OR</b> "el Salvador")	<p>Environmental Sciences and Pollution Management will find articles that include any one (or more) of the first three terms plus any one (or more) of the last three terms.</p> <p>This is a search that you might conduct if, for example, you were looking for research about any one of three different types of seismic activity (<b>earthquakes</b>, <b>tsunamis</b>, or <b>volcanoes</b>) in any one of three small bordering countries of Central America (<b>honduras</b>, <b>guatemala</b> or <b>el salvador</b>).</p> <p>If you had not used parentheses to indicate the order of the precedence, Environmental Sciences and Pollution Management would have applied the standard order of precedence, and interpreted the query as follows:</p> <p>earthquake <b>OR</b> tsunami <b>OR</b> (volcano <b>AND</b> Honduras) <b>OR</b> Guatemala <b>OR</b> "El Salvador"</p> <p>This query would have resulted in a very large number of very different results.</p>

## 4.5 Wildcards

Use wild cards if you are not sure of the spelling of a word, or if there are many spellings of the word you are interested in finding, or if there are many etymologically related words that you are interested in finding. Only one wildcard can be included in a single word.

**Question mark (?)** Use a question mark (?) in a key word to replace a single letter or character. The question mark cannot be placed at the beginning of the word

**Asterisk (\*)** Use an asterisk (\*) in a key word to replace a string of letters or characters of any size. The asterisk replaces 0 or more characters, so it can be used to find any number, or to indicate a character that may or may not be present. The asterisk cannot be placed at the beginning of the word

	Key words	Search results
13)	analy?e	Environmental Sciences and Pollution Management will find articles that include <b>analyse</b> or <b>analyze</b>
14)	environ*	Environmental Sciences and Pollution Management will find article that include <b>environment</b> , or <b>environmental</b> , or <b>environmentalist</b> , or <b>environmentalism</b> , etcetera.
15)	h*emoglobin	Environmental Sciences and Pollution Management will find articles that include <b>hemoglobin</b> or <b>haemoglobin</b> .

## 4.6 Stop words

When entering key words and key phrases in Environmental Sciences and Pollution Management, choose words that are as specific and closely related to the research you want to find as possible. Avoid words that are general, such as articles (a, an, the), pronouns (he, she, it, they, etc.) prepositions (to, from, on, under, from, on, at, up, down, etc.), or any other commonly used word without significance to your research. All of these words are treated as “stop words”.

Environmental Sciences and Pollution Management does not search for stop words regardless of whether they are inside or outside of quotation marks (see section 4.1 for more information about use of quotation marks). Rather, a stop word is interpreted by Environmental Sciences and Pollution Management as a holding place for any other word. Stop words are similar to a wild card, but they hold a place for an entire word rather than for one or more letters inside a word.

## 4.7 Troubleshooting syntax errors

If you receive a message that indicates an error in your query syntax, make sure you have not made any of the following common errors:

- Including extra Boolean terms – For example, Environmental Sciences and Pollution Management will not process the query **deforestation AND AND africa**. Nor will it process **deforestation AND africa AND**.
- Using parentheses incorrectly – Every time you enter one side of a pair of parentheses “ ( “, you must also ensure that you have included the other side “ ) ”. If you have more of one side than the other, or the combination and/or direction of the parentheses is not logical, Environmental Sciences and Pollution Management will not process the query.
- Using double quotation marks incorrectly – Every time you enter one side of a pair of double quotation marks, you must also ensure that you have entered the other side (e.g. “ \_\_\_ ”). If you do not, Environmental Sciences and Pollution Management will not process the query.

- Using wildcard or truncation symbols incorrectly – Wild cards and truncation symbols cannot be placed at the beginning of a word. For example, Environmental Sciences and Pollution Management will not process the query **?limate**. Nor will it process the query **\*vironment**.

## 5.0 Results page

### Results

The **Results** page, which opens automatically after you have clicked **Search**, provides a list of articles that match your search criteria.

The screenshot displays the 'Results' page with the following elements:

- Header:** 'Results' on the left, 'Edit Search' in the center, and 'Help & Support' on the right.
- Search Summary:** '145 results found for: **pollution** and **coral** and **lead** in Multiple Databases + [Alert Me](#)'
- Filters:** 'Published Works 145' and 'Web Sites 0' are shown. Below, 'All Publication Types 145' is expanded to show 'Journals 85', 'Peer-Reviewed Journals 76', 'Conferences 40', and 'Books 9'.
- Actions:** 'Mark or Clear all on page | [Update Marked List](#) | [Save, Print, Email](#)'
- Sorting:** 'Sort by: Most Recent First' with a dropdown arrow and a 'Go' button.
- Navigation:** '◀ Previous 1 2 3 4 5 Next ▶' and 'Record # [input] Go'.
- Results List:**
  - Item 1:**  [1. Organophosphate Pesticide Concentrations in Coral Tissues of Indonesian Coastal Waters](#)  
[Sabdono, A; Kang, S; Hur, H-G; Grossart, H-P; Simon, M; Radjasa, OK](#)  
**Pakistan Journal of Biological Sciences [Pakistan J. Biol. Sci.].**  
**Vol. 10, no. 11, pp. 1926-1929. 1 Jun 2007.**  
 ... profenofos, parathion, malathion and ethion in dead **coral** tissues of Indonesian coastal waters (Java, Bali, Sulawesi and Komodo). Comparison of the residue levels in **coral** tissues showed that the highest presence of organophosphate ...  
[View Record](#) | [Full Text?](#) [S](#) [F](#) [X](#)
  - Item 2:**  [2. Monitoring of heavy metal partitioning in reef corals of Lakshadweep Archipelago, Indian Ocean](#)  
[Anu, G; Kumar, NC; Jayalakshmi, KJ; Nair, SM\\*](#)  
**Environmental Monitoring and Assessment [Environ. Monit. Assess.].** Vol. 128, no. 1-3, pp. 195-208. May 2007.  
 ... the partitioning of trace metals in five selected **coral** species from Lakshadweep Archipelago, which remains as one of the least studied areas in the Indian Ocean. Based on the morphological features, selected **coral** species ...  
[View Record](#) | [Full Text?](#) [S](#) [F](#) [X](#)
- Database/Descriptors:** For each item, the database is 'Environmental Sciences and Pollution Mgmt'. Descriptors include 'Agricultural Chemicals', 'Chlorpyrifos', 'Coastal Waters', 'Coastal zone', 'Computer programs', 'Contaminants', 'Coral reefs', 'Trace metals', 'Cadmium', 'Lead', 'Oceans', and 'heavy metals'.

## 5.1 Information presented on the Results page

On the **Results** page, Environmental Sciences and Pollution Management displays the query syntax (or the written code for the search that you just conducted), the number of articles that Environmental Sciences and Pollution Management has found, and a list of the articles that have been found. The following table provides a summary of this information.

<p><b>pollution AND coral AND lead</b></p>	<p><b><u>What query have you just conducted?</u></b></p> <p>At the top of the search <b>Results</b> page, Environmental Sciences and Pollution Management displays the syntax of your search query.</p>
<p><b>145 results found for:</b></p>	<p><b><u>How many articles did Environmental Sciences and Pollution Management find?</u></b></p> <p>On the left hand side of the page above the list of search results, Environmental Sciences and Pollution Management displays the total number of articles that have been found (in this case, 145 articles).</p>
<p><input type="checkbox"/> 1. <a href="#">Organophosphate Pesticide Concentrations in Indonesian Coastal Waters</a> Sabdono, A; Kang, S; Hur, H-G; Grossart, H-P; Sij Pakistan Journal of Biological Sciences [Pakis Vol. 10, no. 11, pp. 1926-1929. 1 Jun 2007. ... profenofos, parathion, malathion and ethion in de Indonesian coastal waters (Java, Bali, Sulawesi an Comparison of the residue levels in <i>coral</i> tissues s presence of organophosphate ... <a href="#">View Record</a>   <a href="#">Full Text?</a> </p> <p><input type="checkbox"/> 2. <a href="#">Monitoring of heavy metal partitioning in reef Lakshadweep Archipelago, Indian Ocean</a> Anu, G; Kumar, NC; Jayalakshmi, KJ; Nair, SM* Environmental Monitoring and Assessment [En Assess.], Vol. 128, no. 1-3, pp. 195-208. May 200 ... the partitioning of trace metals in five selected c Lakshadweep Archipelago, which remains as one c areas in the Indian Ocean. Based on the morpholo <i>coral</i> species ... <a href="#">View Record</a>   <a href="#">Full Text?</a> </p>	<p><b><u>What articles were found?</u></b></p> <p>Environmental Sciences and Pollution Management displays the complete citation (i.e. the information used to identify an article) for every article that has been found. The following information is provided:</p> <ol style="list-style-type: none"> <li>1. Title of the article</li> <li>2. Author(s)</li> <li>3. Name of the journal (or other source).</li> <li>4. Date of publication</li> <li>5. The volume number, issue number, and page number in which the article can be found.</li> </ol>

## 5.2 Opening abstracts and full text articles from the Results page

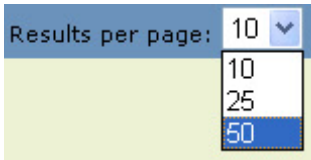



In addition to providing important information about the articles that have been found, Environmental Sciences and Pollution Management also provides links to the abstracts of the articles and, when available through OARE, links to the full-text articles. The following is a brief description of these two links.

<p><b>Full Text?</b> </p>	<p><b><u>Check access to, and download, the full-text article</u></b></p> <p>Within the list of search results, click on the <b>Full Text?</b>  link under the title of an article to check if you have access to the complete (full-text) article through OARE. If the full-text article is available through OARE, an SFX window will open that provides a link  to the website of the publisher where you may open and download the article.</p> <p>If the full-text article is not available through OARE, the SFX window will not provide the link  to the website of the publisher. Rather, you will see the statement: <b>Sorry, No services found for current record.</b></p> <p>See complete directions for downloading, saving and printing full-text articles by means of OARE/SFX links in section 8.0.</p>
---------------------------	---

<p>1. <a href="#">Organophos Indonesian C</a></p> <p>-or -</p> <p><a href="#">View Record</a></p>	<p><b><u>View an abstract of the article on the Record View page</u></b></p> <p>Click on the title of an article, or click on <b>View Record</b>, and the corresponding <b>Record View</b> page will open. The <b>Record View</b> page includes not only the citation for the article, but also an abstract of the article, links to related articles, and other important information. Reading the abstract helps you decide if the article is relevant to your research.</p> <p>Click on <b>Return to Results</b> at the top of the page to return to the <b>Results</b> page.</p> <p>See section 6.0 for more information about the <b>Record View</b> page.</p>
---	---

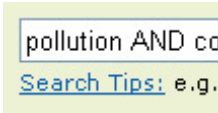
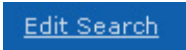

### 5.3 Browsing citations on the Results page

Environmental Sciences and Pollution Management provides a number of functions to help you manage the process of looking through your search results. These functions are particularly important if your search results are many in number. The following is a brief description of each of these functions.

	<p><b><u>Change the number of results displayed per page</u></b></p> <p>At the bottom of the <b>Results</b> page, you can change the number of articles that are displayed per page by using the <b>Results per page</b> drop down menu. The minimum is 10 articles, and the maximum is <b>50</b>. The default is <b>10</b> articles per page.</p>
	<p><b><u>Move from one page to another</u></b></p> <p>Click on the page numbers <b>1, 2, 3, 4, 5, next</b> to move from one page to another. Click <b>Next</b> to view pages that are higher in number than those currently displayed. Click <b>Previous</b> to view pages that are lower than those currently displayed.</p>
	<p><b><u>Change the format in which your search results are displayed</u></b></p> <p>At the bottom of the list of results, you can use the Show drop down menu to change the format in which your search results are displayed. The default view is <b>Short format</b>. Your options are <b>Short format, Full format, and Custom format</b>. After making a selection, please click <b>Go</b>.</p>
	<p><b><u>Sort your search results</u></b></p> <p>Use the <b>Sort by</b> drop down menu to change the order in which the search results are sorted. The default option is to sort by <b>Date</b>. The most current articles are listed first. After making a selection, please click <b>Go</b>.</p>

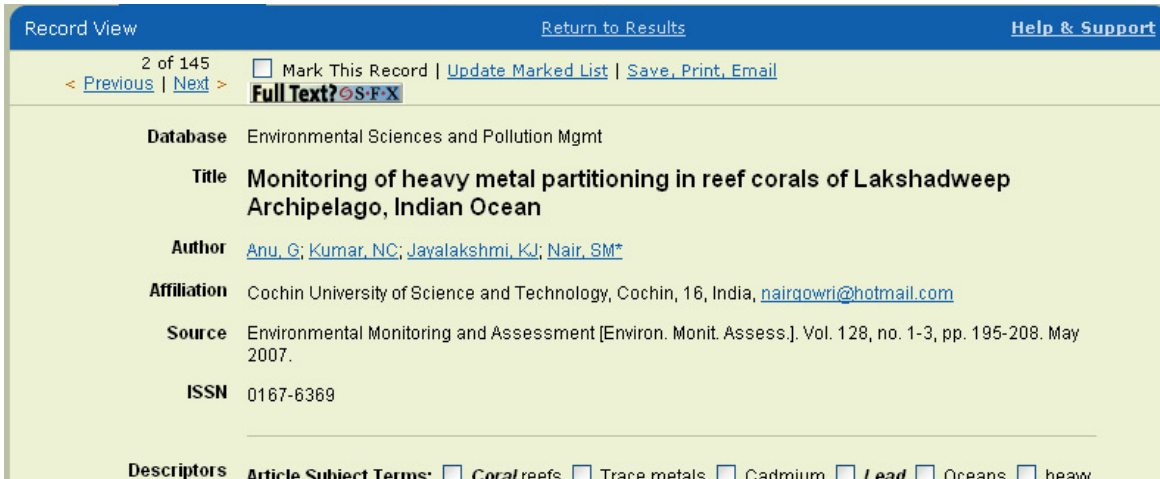
## 5.4 Initiating a new search from the Results page

There are a number of different ways you can modify your last search, or conduct an entirely new search, from the **Results** page. The following is a brief description of each of these options.

	<p><b><u>Quickly conduct a new search</u></b></p> <p>The fast way to modify your current search or conduct a new search is to use the box for key words at the bottom of the <b>Results</b> page.</p>
	<p><b><u>Return to the Quick Search page (all original parameters preserved)</u></b></p> <p>Click on <b>Edit Search</b> at the top of the page and the <b>Quick Search</b> page will open. All original key words, phrases, and parameters will be available for editing.</p>
	<p><b><u>Return to the Quick Search page (all original parameters cleared)</u></b></p> <p>Click on the <b>Quick Search</b> tab in the navigation bar and the <b>Quick Search</b> page will open. All original key words, phrases and parameters will be cleared.</p>

## 6.0 Record View page

Click on **View Record** on the **Results** page and the **Record View** page for that article will open. The **Record View** page includes not only the citation for the article, but also an abstract of the article, links to the full text article and related articles, and other important information. Click on **Return to Results** at the top of the page to return to the **Results** page.



The screenshot shows the Record View page for an article. At the top, there is a blue navigation bar with 'Record View' on the left, 'Return to Results' in the center, and 'Help & Support' on the right. Below the navigation bar, there is a status bar showing '2 of 145' records, navigation links '< Previous | Next >', and options to 'Mark This Record', 'Update Marked List', and 'Save, Print, Email'. A 'Full Text?' link is also present. The main content area is light green and contains the following information:

- Database:** Environmental Sciences and Pollution Mgmt
- Title:** Monitoring of heavy metal partitioning in reef corals of Lakshadweep Archipelago, Indian Ocean
- Author:** Anu, G; Kumar, NC; Javalakshmi, KJ; Nair, SM\*
- Affiliation:** Cochin University of Science and Technology, Cochin, 16, India, [nairgowri@hotmail.com](mailto:nairgowri@hotmail.com)
- Source:** Environmental Monitoring and Assessment [Environ. Monit. Assess.]. Vol. 128, no. 1-3, pp. 195-208. May 2007.
- ISSN:** 0167-6369

At the bottom, there is a 'Descriptors' section with 'Article Subject Terms' and a list of terms with checkboxes: Coral reefs, Trace metals, Cadmium, Lead, Oceans, heav.





## 6.1 Information provided on the Record View page

The **Record View** page provides the following information, in the following order, for the article that you have selected.

<b>Title:</b>	The title of the article is displayed at the top of the page.
<b>Author(s):</b>	The author(s) of the article are listed under the article title.
<b>Author affiliation(s):</b>	The organizations with which the authors are affiliated are listed under the abstract.
<b>Source</b>	Source information includes the name of the Journal, the date of publication, and the corresponding volume number, issue number, and page number.
<b>Subject terms</b>	Subject terms are general categories assigned by Environmental Sciences and Pollution Management.
<b>Geographic terms</b>	Geographic terms are based on the geographic region in which the research was performed, or on the geographic region on which the article is generally based (if such a geographic focus exists).
<b>Article abstract:</b>	The abstract of the article is a brief overview of the full-text article. Reading the abstract helps you decide if the article is relevant to your research.
<b>Publisher</b>	The publisher of the Journal in which the article is published.

## 6.2 Functions on the Citation page

On the **Citation** page there are many links to related articles and information. Below is a list of the most important links available.

	<p><b><u>Check access to, and download, the full-text article</u></b></p> <p>At the top of the <b>Results View</b> page, click on the  link to check if you have access to the complete (full-text) article through OARE. If the full-text article is available through OARE, an SFX window will open that provides a link  to the website of the publisher where you may open and download the article.</p> <p>If the full-text article is not available through OARE, the SFX window will not provide the link  to the website of the publisher. Rather, you will see the statement: <b>Sorry, No services found for current record.</b></p> <p>See complete directions for downloading, saving and printing full-text articles by means of OARE/SFX links in section 8.0.</p>
---	---

[Anu, G;](#)



### **Conduct an Author Search**

Click on the name of an author listed on the citation page and Environmental Sciences and Pollution Management will conduct an Author Search. The **Results** page will open, and on the page Environmental Sciences and Pollution Management will list all articles by that author. Click on the **Back** button at the top of your Internet browser to return to the **Citation** page.

## 7.0 Check access to full-text articles

As a registered user of OARE, you may access the full-text articles of all journals that are included in the OARE program. Because Environmental Sciences and Pollution Management searches not only the articles of publications that are included in OARE, but also the articles of some publications that are not yet included in OARE, you will not be allowed to access full-text of 100% of the research that you identify through Environmental Sciences and Pollution Management.

There are two ways to determine if you may download a full-text article listed in Environmental Sciences and Pollution Management:

- A) Click on the **Full Text?**  link under the title of the article. If the complete (full text) article is available through OARE, an SFX window will open that not only lists the publisher, journal, volume, issue and page number of the article, but also a link  to the website of the publisher where you can open and download the article. If the full-text article is not available through OARE, a window will open that states **Sorry, No services found for current record**. See section 8.0 for more detailed directions about how to open full text articles using SFX links in Environmental Sciences and Pollution Management.
- B) Record the citation information for the full-text article you want to open, ensuring that you include the title of the article, the title of the journal, the year of publication, and the volume, issue number, and page numbers. Then, minimize all Environmental Sciences and Pollution Management pages and return to the OARE website. On the OARE website, check if the corresponding journal volume and issue for which you are looking are listed on the **Full-text Journals, Databases and Other Resources** page. If they is listed, you should be able to download the full-text article using the links and drop down menus available on that page. See **Training Module 1** for more detailed directions about how to open full text articles using the menus on the OARE website.

## 8.0 Opening, saving and printing full-text articles

**Full Text?** 



The fastest method to open, save and print a full-text article that you have found in Environmental Sciences and Pollution Management is to use the SFX links that OARE provides under the title of the article. Please note that you must have Adobe Acrobat Reader saved on your computer to view, save, print and e-mail articles in PDF format. If you do not have Adobe Acrobat Reader on your computer, you can save the latest version on your computer for free at: [http://www.adobe.com/products/acrobat/readstep2\\_allversions.html](http://www.adobe.com/products/acrobat/readstep2_allversions.html),

## To ensure that Adobe Acrobat Reader is correctly configured:



1. Open Adobe Acrobat Reader.
2. Click **Edit** in the main menu bar.
3. A drop-down menu will appear with several options.
4. Select **Preferences**.
5. The preferences window will open with a range of categories.
6. In the category listing on the left-hand side of the open window, click **Internet**.
7. A list of Internet options will appear.
8. Ensure all of the options listed below are checked:
  - ✓ **Display PDF in Browser**
  - ✓ **Allow fast web view**
  - ✓ **Allow speculative downloading in the background**

If you have problems downloading or configuring Adobe Acrobat Reader on your computer, please write to [help@oaresciences.org](mailto:help@oaresciences.org) and we will do our best to provide assistance.


## 8.1 Open and save a full-text article


1. Click on the **Full Text?**  link under the title of the article.
2. If the full-text article is available through OARE, an SFX window will open that lists the article, the publisher, the journal, the volume, the issue and the page number of the article. To the right of this information is a link  to the website of the publisher where you may open and download the article.

**Note:** If the full-text article is not available through OARE, the SFX window will not provide the article, journal, volume, issue or page information, nor will it provide a link. You will see the statement: **Sorry, No services found for current record.**



3. If the full text article is available through OARE, click on the link .
4. The home page of the article will open. You are now on the website of the publisher.
5. Click on the link to the full-text article in PDF format. This link could be anywhere on the page, and it could be written in many different ways, including **PDF (---K)**, or **Full-text (PDF)**, or **Open full-text (PDF)**, or **Entire Document (PDF)**, etc..
6. A window will open with the full-text article in PDF format. Several minutes will pass before the window opens if your Internet connection is slow.
7. Click on the save icon  on the top left-hand side of the PDF window.
8. The **Save** window will open.
9. Select where you want to save your file by using the drop-down menus and lists provided.
10. The location you have selected should appear in the box next to **Save in**.
11. Type the name that you want to give to the file in the box next to **File name**.
12. Click on **Save**.

## 8.2 Open and print a full-text article


1. Click on the **Full Text?**  link under the title of the article.
2. If the full-text article is available through OARE, an SFX window will open that lists the article, the publisher, the journal, the volume, the issue and the page number of the article. To the right


of this information is a link  to the website of the publisher where you may open and download the article.

**Note:** If the full-text article is not available through OARE, the SFX window will not provide the article, journal, volume, issue or page information, nor will it provide a link. You will see the statement: **Sorry, No services found for current record.**

3. If the full text article is available through OARE, click on the link .
4. The home page of the article will open. You are now on the website of the publisher.
5. Click on the link to the full-text article in PDF format. This link could be anywhere on the page, and it could be written in many different ways, including **PDF (---K)**, or **Full-text (PDF)**, or **Open full-text (PDF)**, or **Entire Document (PDF)**, etc..
6. A window will open with the full-text article in PDF format. Several minutes will pass before the window opens if your Internet connection is slow.
7. Click on the print icon  on the top left-hand side of the PDF window.
8. The **Print** window will open.
9. Select your preferred printer options and click **Go**.

### 8.3 Open, save, and print a full-text article from the journal page


The directions provided in sections 8.1 and 8.2 state that when you click on the SFX link , the page of the article will open. In some cases, however, the page of the journal will open. If this occurs, you may need to first open the corresponding **volume** and **issue number** of the journal in which the article is published before you will be able to open the article.

1. If you click on the link  and the homepage of the journal opens, please find and click on the **volume** in which your article was published.
2. The website will display a list of all of the issue numbers that are included in the volume that you have selected.
3. Click on the **issue number** in which your article was published.
4. The website will display a list of all of the articles that are included in the issue number that you have selected.
5. Scroll down to the article that you would like to open and click on the link to the full-text article in PDF format. The link may be written many different ways, including **PDF (---K)**, or **Full-text (PDF)**, or **Entire document (PDF)**, etc.).
6. A window will open with the full-text article you have selected in PDF format. Several minutes will pass before the window opens if your Internet connection is slow.
7. Save and print the article by clicking on the corresponding icons on the top left-hand side of the PDF window.



**Remember!** If, at step 5, the link to the full text article in PDF format is not displayed, please click on the title of the article. The page of the article will open. In some cases this page will include the complete article in full text. If the page includes only a summary (or abstract) of the article, please find and click on the link to the full-text article in PDF format described in step 5. This link could be anywhere on the page. After you click on the link, a window will open with the full-text article you have selected in PDF format. Proceed with step 7.

## 8.4 If SFX links are not functioning

if a journal is listed on the **Full text journals, databases and other resources** page of the OARE website, but the **Full Text?**  **SFX** links for that journal are not functioning in Environmental Sciences and Pollution Management, please send an e-mail to [oare@oaresciences.org](mailto:oare@oaresciences.org) so that we can investigate and correct the problem. Until the SFX link is fixed, please open the full-text article in question using the links and drop down menus available on the **Full-text Journals, Databases and Other Resources** page of the OARE website.

To do this, record the citation information presented on the **Results** page for each of the articles you want to open. Please ensure that you include the title of the article, the journal, the year of publication, and the corresponding volume, issue number, and page number. Go to the **Full-text journals, databases and other resources** page of the OARE website and use the available links and drop down menus to find the journal in which the article is published. When you have found and opened the journal, please open the corresponding volume, issues number, and page numbers in which your article was published. See **Training Module 1** for more detailed directions.

**You have covered all of the topics in this module.**

---